

EXIT CONTROL LOCKS

ECL-600

Fire-Rated Exit Control Hardware

The ECL-600 is a **fire rated, code-compliant**, rugged, dependable **relatching** exit device with a **steel plate and photo-luminescent sign** providing managed security and a 100 decibel alarm for secondary fire exits.



ECL-600
(Cylinders and bar
guard sold separately)

Benefits

- Attack resistant design withstands over 2200 lbs. of outside pull force
- Proven durability, reliability and long service life at a reasonable price
- Reduces employee and customer theft
- Easy to Install
- Time tested construction resists attack from the inside
- Easy to see if the lights go out
- Straightforward operation that everyone understands

Features

- 1" throw dead bolt and 3/4" dead locking latch bolt
- Relatching for additional security
- Saw resistant dead bolt
- Corrosion resistant alloy lock-body
- 100 decibel alarm, powered by 9-volt battery (included)
- Accepts 5-pin through 7-pin standard and interchangeable core rim cylinders
- Durable steel plate with photo luminescent sign
- Non-handed
- Locking and unlocking the dead bolt always arms and disarms the alarm
- Resetting the alarm can only be accomplished with a control key

Mechanical Options

- Gray Finish (Std.)
- English Push Plate Sign (Std.)
- Other Languages available (call factory for details)
- For Panic Hardware see ECL-230D or ECL-230D-PH

Accessories

- ECL-2100K - Bar Guard Kit - to protect end of bar, when required by code
- ECL-445K - Rim Cylinder, 5-pin with two keys
- ECL-1595 - Cylinder Collar required for 6 or 7 pin cylinders
- BE-961 - Hard wired Conversion Kit, eliminates battery
- F90KR - Keyed Removable Mullion for pairs of doors. Each leaf will operate independently.
- ECL-435K Adjustable Surface Keeper Bracket for some double door applications
- ECL-620 - Outside Lever Trim (rim cylinder sold separately)

ECL-620 Lever Trim



ECL-620

Designed specifically to operate with the ECL-600 Fire-Rated Exit Control Lock, the ECL-620 is a heavy-duty lever trim that allows entry from the outside. The keyed cylinder retracts the dead bolt and the lever operates the latch bolt.

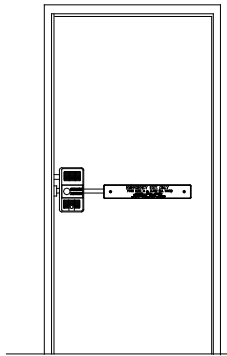
- Modern design lever
- Durable black finish
- Recessed cylinder for vandal resistance

- Key operates dead bolt
- Lever always active, retracting only the latch bolt
- Durable, through-bolted design
- Accepts standard rim cylinder (sold separately)

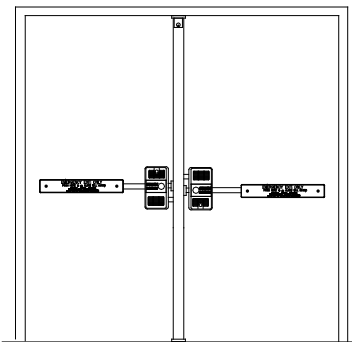
Technical Information

- Door Types - Wood, Hollow Metal or Aluminum
- Door Thickness - Fits standard 1-3/4" - 2-1/4"
- Minimum standard door width for ECL-600 is 34"
- Double Door requirements: Fire-Rated (2) ECL-600 (3) ECL-445K Cylinders (1) F90KR Keyed Removable Mullion (3-hour fire-rated to 8'0" high)
- Door Stile - Fits minimum 5-3/4" with ECL-437K Strike (Std.)
- Door Stile - Fits maximum 1-7/8" with ECL-475 Kit
- Machine and Sheet Metal Screws (Std.)
- Optional Sex Nuts or Security Torx Screws Available

Riser Diagram

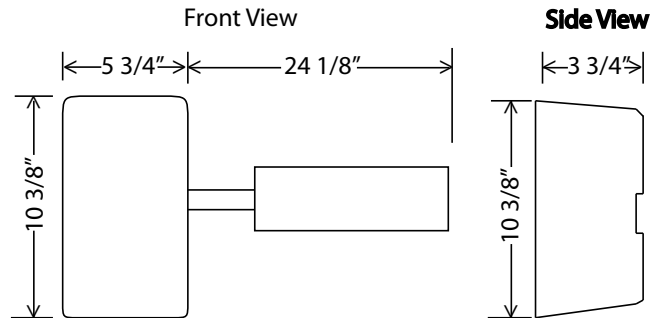


Single Door



Double Doors with Key Removable Mullion

Dimensions



Listings and Approvals



Fire Exit Hardware



Meets ADA requirements



Meets NFPA 80 & 101 for Life Safety, CA Title 19 &



ANSI/BHMA requirements for all Building Codes



California State Fire Marshal - 4140-0127:102

Detex Limited Warranty

10 Year Mechanical / 3 Year Electrical Limited Manufacturers Warranty

DETEX[®]
A Century of Security
1923-2023

Detex Corporation
302 Detex Drive
New Braunfels, Texas 78130-3045 USA
PH. (830) 629-2900
(800) 729-3839
FAX (800) 653-3839
<http://www.detex.com>
USA Sales:
marketing@detex.com
International Sales:
export@detex.com

Cancer & Reproductive Harm - www.detex.com/prop65