

VALUE SERIES®

Exit Alarm With Battery (EB)

The Exit Alarm with Battery (EB) option is designed for primary and secondary exits that require an alarmed panic device. The 100dB alarm will sound when someone attempts to exit, alerting management to the unauthorized exit. Available in various configurations, the EB provides security while meeting all life safety concerns, offering an exceptional value.



V40 EB Shown
(Shown with factory installed mortise cylinder - sold separate)

Available with V40 Rim
and V50/V51 Surface
Vertical Rod Exit
Devices

Wide Stile shown, for Narrow Stile,
specify NS Option (for use on 36"
and 48" doors with 2" stiles).

Benefits

- Priced to be the best value for durable and attractive loss prevention panic hardware
- Reduces employee and customer theft
- Fast and easy installation saves time and money
- Durable design provides years of trouble-free protection, saving on replacement costs
- Patented mounting plate and strike locator replaces paper templates
- Fits almost any door in any décor
- Controls foot traffic, deters unauthorized exits, prevents loss and meets building code requirements
- Angled end cap deflects damage away from device

Features

- Powered by standard 9-volt battery
- Stainless steel, 3/4" deadlocking Pullman-type latch bolt
- 100 decibel alarm
- 1/8 turn cylinder dogging
- Armed and disarmed field selectable status indicator
- Heavy-duty ribbed aluminum rail extrusion
- Accommodates all types of mortise cylinders with a standard Yale cam (collar required for 7-pin IC cylinders)
- Visual and audible arming indicators
- Single mortise cylinder (sold separate) provides arming and dogging
- State-of-art electronics offer reliable security and instantaneous alarm
- Field selectable key rearm or 2 min. auto rearm

Mechanical Options

- CD - Cylinder Dogging (Std.)
- LD - Less Dogging
- 36 - Fits 36" Door Width (Std.)
- 48 - Fits 48" Door Width
- F - 3-Hour Fire Rated
- H - Hurricane Rated
- 99 - Surface Strike (Std.)
- 98 - Semi Mortise Strike
- Available with 628 Base Rail Extrusion (Std.)
- Available with 711 Base Rail Extrusion
- FC3 - Flexible 3' Conduit Kit, mounts to device end cap
- FC10 - Flexible 10' Conduit Kit, mounts to device end cap
- PT5 - Concealed mortise mount power transfer
- EH8 - Five-knuckle energy transfer hinge - 8 wires

For full list of available mechanical options, see How To Order page

Electrical Options

- R - Remote Signal (Form C signaling when alarm sounds) plus Remote Bypass Input
- LBM - Latch Bolt Monitoring
- Delayed Egress (EE)

Accessories

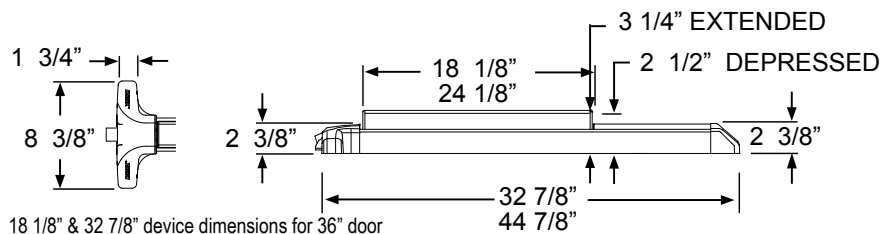
- SN1 - Sex Nut Fasteners
- KS - Key Stop - key removed only when armed
- NSK - Narrow Kit - for 2" narrow stile glass door applications
- Optional Cylinder Nut Wrench P/N: 103779
- Outside Trim (see Value Series Trim Options)



Technical Information

- Door Types - Wood, Hollow Metal, Fiberglass
- Aluminum doors need to be ordered as a Narrow Stile (NS)
- Door Thickness - Fits standard 1-3/4" - 2-1/4"
- Single Door Stile - Fits 3-1/2" minimum stile doors with 99 surface strike (Std.)
- Pairs of Doors Stile - Fits 4" minimum stile doors with 99 surface strike
- Door Stile - Fits 2" narrow stile doors - specify NS
- Machine and Self-Drilling Screws (Std.)
- Optional Sex Nuts or Security Torx Screws available

Dimensions

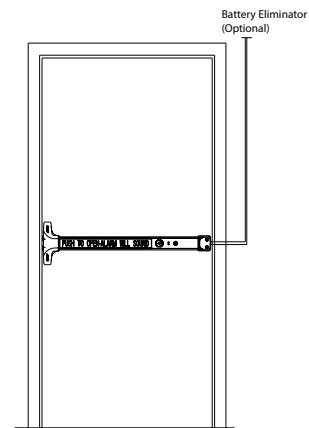


18 1/8" & 32 7/8" device dimensions for 36" door

24 1/8" & 44 7/8" device dimensions for 48" door

Add 2" for NS

Riser Diagram



Listings and Approvals


See individual device (i.e. V40 Series) catalog page for fire and panic listings and windstorm ratings/approvals

Detex Limited Warranty

10 Year Mechanical/3 Year Electrical Limited Manufacturer's Warranty

DETEX[®]
A Century of Security
 1923-2023

Detex Corporation
 302 Detex Drive
 New Braunfels, Texas 78130-3045 USA
 PH. (830) 629-2900
 (800) 729-3839
 FAX (800) 653-3839
<http://www.detex.com>
 USA Sales:
marketing@detex.com
 International Sales:
export@detex.com

 Cancer & Reproductive Harm - www.detex.com/prop65